



MONTHLY MEMBERSHIP PROGRESS REPORT

District 1 D

Results as of: 04/30/2019

GMT: STEVE ANTON

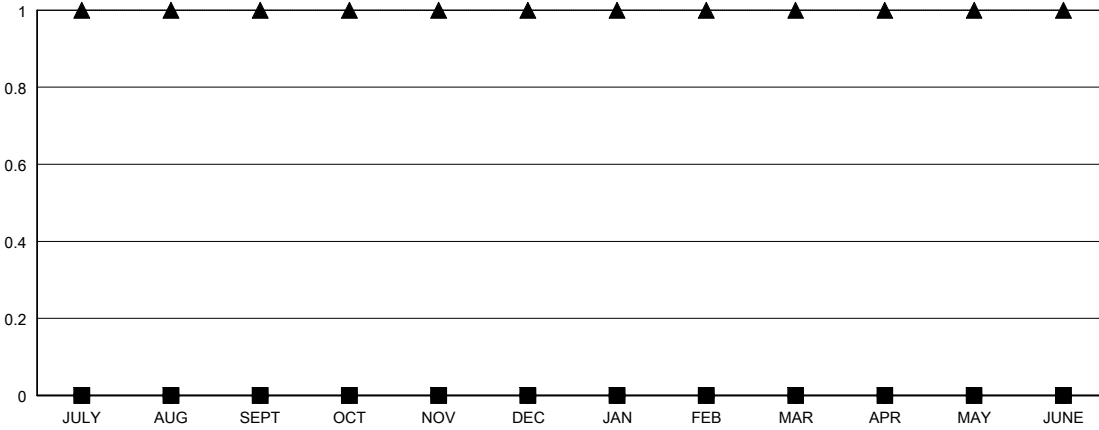
LOCATION ILLINOIS

GMT CA

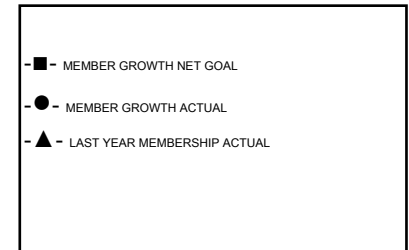
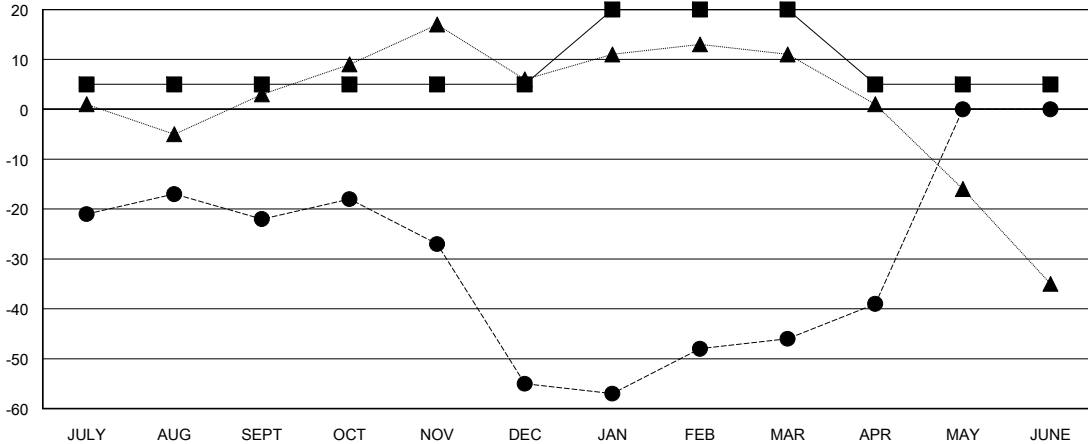
Clubs			
RESULTS FOR 2018-2019			
QUARTER	NEW CLUB GOAL	NEW CLUBS	DROPPED CLUBS
JULY/AUG/SEPT	0	0	1
OCT/NOV/DEC	0	0	0
JAN/FEB/MAR	0	0	0
APR/MAY/JUNE	0	0	0

Members			
RESULTS FOR 2018-2019			
QUARTER	MEMBER GROWTH NET GOAL	MEMBER GROWTH ACTUAL	DROPPED MEMBERS ACTUAL (including transfers)
JULY/AUG/SEPT	5	29	44
OCT/NOV/DEC	0	28	56
JAN/FEB/MAR	15	28	17
APR/MAY/JUNE	-15	14	7

GOALS AND ACTUAL NEW CLUBS CUMULATIVE



GOALS AND ACTUAL MEMBERS CUMULATIVE



DROPPED CLUBS: 1	33 CLUBS OF 55 ADDED 1 OR MORE NEW MEMBERS	<u>GENDER DISTRIBUTION</u>	
DROPPED MEMBERS		MALE	1,302 (72.09%)
DECEASED	28	FEMALE	504 (27.91%)
CLUB CANCELLED	0	Women Percentage Fiscal Year Goal: 28%	
OTHER	96	TOTAL FAMILY UNIT MEMBERS	288
TOTAL	124	FAMILY MEMBERS PAYING HALF DUES	145

[CLICK HERE FOR CUMULATIVE MEMBERSHIP DATA](#)